



Caledonian

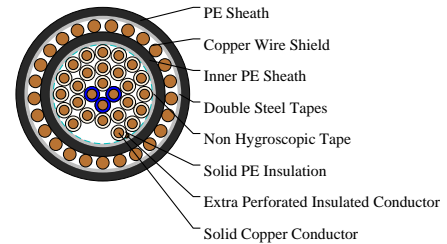

Railway Cables

www.caledonian-cables.com

marketing@caledonian-cables.com

AJ-2Y2YDB2Y S(H145)

1.8mm conductor, 2.7mm Insulated wire rk 601 Series
RS107y-2Y2YDB2Y-30C1.8-S(H145)-R6



APPLICATIONS

The cables are designed for transmission of service tensions up to 600 VDC / 420 Veff AC100Hz in railway signalling networks, and are suitable for installation in ducts or laying directly into the ground.

STANDARDS

DIK 1.013.107y

DIK 1.013.110y

VOLTAGE RATING

600V DC/420V AC

CABLE CONSTRUCTION

Conductors: Solid annealed copper.

Insulation: Solid polyethylene.

Stranding: Single conductors are helically stranded in concentric layers.

Cables from 14 conductors on have two extra conductors of 0.5mm with perforated insulation (surveillance conductors).

Core Colour: Natural, with one blue directional core in each layer.

Core Wrapping: Plastic tape(s) with overlapping.

Inner Sheath: Low density polyethylene.

Electrostatic Shield: One layer of helically applied copper wires (1.8mm).

Electromagnetic Shield: Two helically applied steel tapes (0.5 or 0.8mm thick, depending on required reduction factor)

Outer Sheath: Low density polyethylene.

PHYSICAL AND THERMAL PROPERTIES

Minimum Bending Radius: 10xOD

Temperature Range: -40°C to +60°C (during operation); -10°C +60°C (during installation)

Electrical Properties

Electrical Characteristics at 20°C:



Caledonian

Railway Cables

www.caledonian-cables.com

marketing@caledonian-cables.com

Nominal Conductor Diameter: 1.8 mm

Maximum Conductor Resistance: 7.2 Ω /km

Minimum Insulation Resistance @ 500 V DC (1min) : 10000 M Ω .km

Maximum Mutual Capacitance @ 800Hz (AC): 145/95* nF/km

Dielectric Strength, conductor to conductor (DC voltage 1min) : 3535 V

Surveillance Conductors:

Loop resistance, maximum: 190 Ω /km

Insulation resistance:

- dry cable core, minimum: 1000 M Ω .km

- wet cable core, maximum: 30 M Ω .km

Nominal Reduction Factor @ 100 V/km, 16 2/3 Hz: rk 601 series: 0.55

Operating Voltage AC/DC: 420/600 V

Test Voltage 50 Hz 1 min:

Core to Core: 2500 Veff

Core to Screen: 2500 Veff

DIMENSION AND PARAMETERS

No. of Conductor	Conductor Diameter	Nominal Diameter over Insulation	Nominal Inner Sheath Thickness	Nominal Outer Sheath Thickness	Nom. Overall Diameter	Approx. Weight
	mm	mm	mm	mm	mm	kg/km
30	1.8	2.7	1.3	1.3	30	1620



Anti Induction



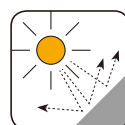
Buried in Ground



Laid In Ducts




Rated voltage



UV Resistant



Water Resistant



Zero Halogen
IEC 60754-1/EN 50267-2-1
NF C20-454